

Electric Reach Truck

Model : T-CQD15

T-CQD15(EP) with heavy duty chassis, extra large compartment and unequalled visibility. Which can excels bigger load capacity at high reach elevations, compact cabin design can be used in drive in racking, the operator can work more effectively.

Max. lift height :
315 inch

AC **EPS**

Advantages :

Standard

- AC control system.
- Powering steering system (EPS).
- Multi-function display can show : Brake status, Driving direction, Hour meter Driving speed, Fault code, etc.
- Manual multi-valve.
- Adjustable speed for forks lifting/lowering mast forward/backward and side shift right/left.
- Adjustable steering wheel.
- With traveling speed limited device when forks at high level.
- Electronic height limited device.

Option

- Electronic multi valve.
- Finger-tip control stick.
- Side shift
- Height selection and height position system.
- LCD display and camera (LCD for cold storage are available).
- Travel/back-up flashing lights.
- Side-way battery



Camera and positioning :
Optional positioning system offers easier pallet handling at height through camera system.



Precise and effortless finger tip control of mast movements and traveling. Comfortable armrest and light power steering wheel.



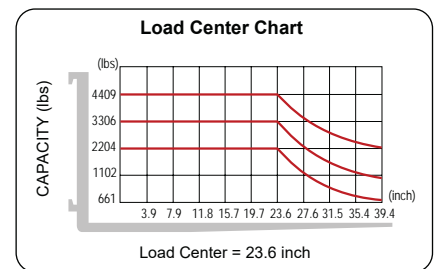
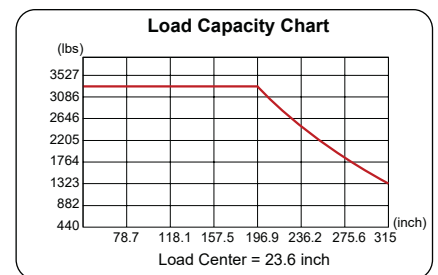
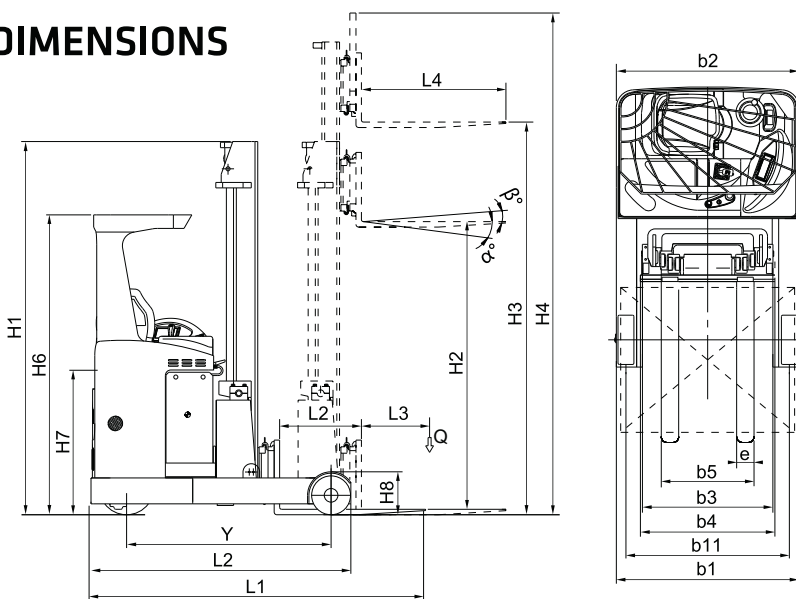
Ergonomic and full suspension comfortable seat full adjustable.



Drive in Reach Truck (option).

Model	T-CQD15	
Capacity / rated load	Q (lbs)	3300
Max. lift height	h ₃ (inch)	137.8 / 196.8 / 244.1 / 291.3 / 314.9
Load centre distance	C (inch)	23.6
Drive wheel	inch	Ø12.2 x 4.9
Fork wheel	inch	Ø11.2 x 4.3
Wheels, number front rear (x = driven wheels)		1x / 2
Tilt of mast / fork carriage forward / backward	α, β (Grad)	2, 2 (forks)
Height, mast lowered	h ₁ (inch)	82.1 / 88.2 / 107.9 / 125.6 / 133.5
Free lift	h ₂ (inch)	0 / 66.9 / 82.7 / 98.4 / 106.3
Height, mast extended	h ₄ (inch)	165.4 / 288.3 / 275.6 / 322.8 / 346.5
Height of overhead guard (cabin)	h ₆ (inch)	84.3
Seat height / stand height	h ₇ (inch)	38.2
Height of crura	h ₈ (inch)	12.4
Overall length	L ₁ (inch)	93.3
Length (barring fork)	L ₂ (inch)	74.0
Overall width	b ₁ (inch)	47.2
Fork dimensions (S x E x L)	inch	1.4 x 3.9 x 42.1
Reach distance	L ₄ (inch)	23.6
Aisle width for pallets 39.4" x 47.2" crossways	Ast (inch)	110.2
Aisle width for pallets 31.5" x 47.2" lengthways	Ast (inch)	110.2
Turning radius	Wa (inch)	70.1
Travel speed (laden / unladen)	mph	5.5 / 5.7
Lift speed (laden / unladen)	mph	0.53 / 0.67
Lowering speed (laden / unladen)	mph	1.12 / 0.89
Battery voltage, nominal capacity K5	V/Ah	48 / 400
Battery weight	lbs	1587
Battery dimensions (L x W x H)	inch	48.0 x 13.5 x 25.6
Service weight	lbs	6393 / 6614 / 6834 / 7055 / 7275

DIMENSIONS



TAILIFT MATERIAL HANDLING TAIWAN CO., LTD.

No. 5, Zili 1st Road, Nankang Industrial Zone, Nantou city 540, TAIWAN

Tel: +886-49-2263800 Fax: +886-49- 2252919

Website: www.tailift.com E-mail: insales@tailift.com.tw

TAILIFT MATERIAL HANDLING USA, Inc.

5550 Jurupa St, Ontario, CA 91761

TEL: (909) 930-9801, (909) 930-9802 FAX: (909) 930-9739

Website: www.tailift-usa.com

